

2024

ANFP Association of
Nutrition & Foodservice
Professionals

BENCHMARKING STUDY HIGHLIGHTS

BY LEANN BARLOW, BS, MBA
ANFP VICE PRESIDENT OF STRATEGIC INITIATIVES
AND ANALYTICS, AND NFEF EXECUTIVE DIRECTOR



Wondering what the average per resident day costs are in your area? You can log into ANFP's benchmarking platform and filter results to show your administrator. Unsure about what to pay new or current employees? You will find this data in the benchmarking platform. Want to know labor hours/meal in facilities such as yours to decide if you are properly staffed? Curious about how much training time other facilities offer? This information can also be found in the platform.

ANFP's 2024 Benchmarking Study, based on data from the 2023 calendar year, was completed this spring and can assist foodservice directors when budgeting for food costs, salary increases, and in planning for hiring and labor.

The study also includes annual benchmarks for salary ranges for the foodservice director, as well as positions that are critical to running the foodservice operation. This data can be paired with ANFP's 2022 comprehensive salary survey and 2024 mini salary survey to help set salaries in your department.

ANFP shares high-level trend data across the industry freely. Benchmarking participants enjoy deeper access to benchmarks, and can run results on demand 24/7, with the ability to drill down and view results for specific facility sizes, demographic areas, facility ownership type, and type of location—among other filters.

Registration and participation in the benchmarking studies is free, with

results and drill down available on demand to any facility completing at least 70 percent of the questions. The study is still open for new participants through October 31, 2024. To register and complete the survey to gain access to the complete results, go to <https://www.ANFPonline.org/news-resources/benchmark-program>.

SKILLED NURSING RESULTS

Median Food Cost Per Resident Per Day in skilled nursing facilities ranged from \$6.50 in the 25th percentile, to \$9.46 per resident per day in the 75th percentile, with the median set at \$7.50.

Dietary Labor Hours Per Meal in skilled nursing ranged from .23 hours per



Register Today!

ANFP'S FREE BENCHMARKING PROGRAMS

There's still time to register for ANFP's free benchmarking program for skilled nursing and acute care facilities.

The study is open to new participants through Oct. 31, 2024. If you register and complete the survey, you'll gain access to the full results.

Visit

www.ANFPonline.org/news-resources/benchmark-program

meal to .45 hours per, with the median set at .29 hours per meal, very close to the 2023 benchmarking study.

Staff Turnover in skilled nursing facilities ranged from 15 percent in the 25th percentile to a high of 63 percent in the 75th percentile. The 50th percentile experienced a 33 percent turnover rate. Turnover rate remained consistent when compared to the 2023 study.

Salaries varied widely from the 25th to the 75th percentiles and across regions.

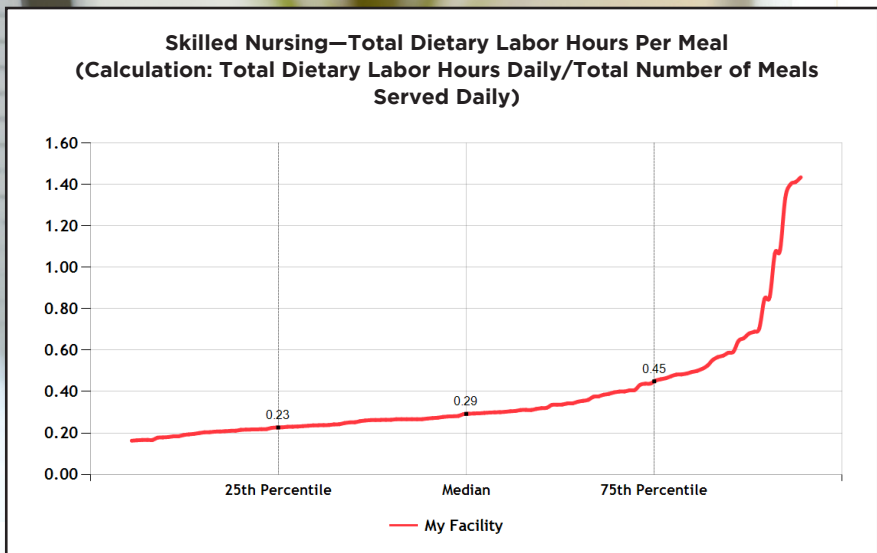
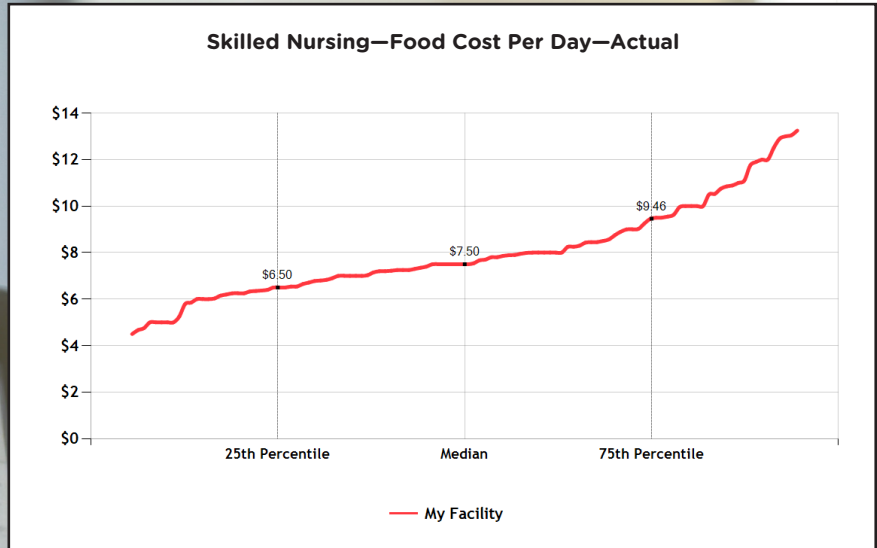
Staff Turnover in Skilled Nursing Facilities

Dietary Staff Turnover	25th Percentile	50th Percentile	75th Percentile
Staff Turnover Rate	15%	33%	63%

Nationally, the 50th percentile salary for a foodservice director working in a skilled nursing setting was \$61,000 in the 2023 calendar year, which is up over 7 percent compared to the prior year study.

ACUTE CARE RESULTS

Median Total Food Cost Per Meal in acute care facilities increased to \$6.76 in 2023.

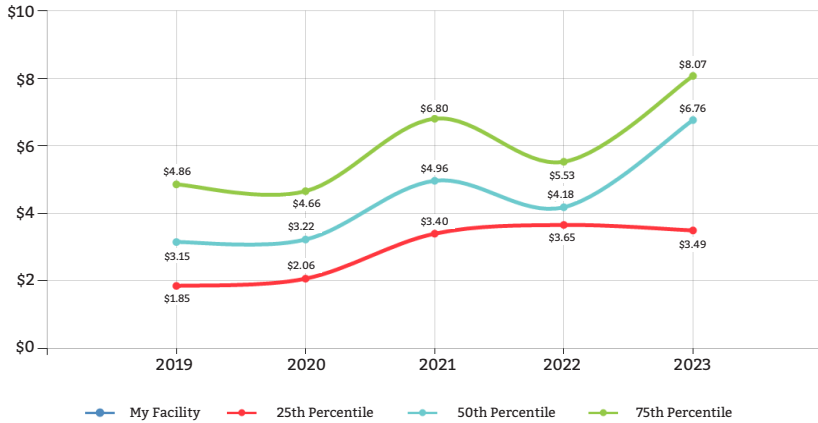


Labor Cost Per Meal also increased in the acute care setting. The middle 50th percentile was \$9.95 in the 2024 study.

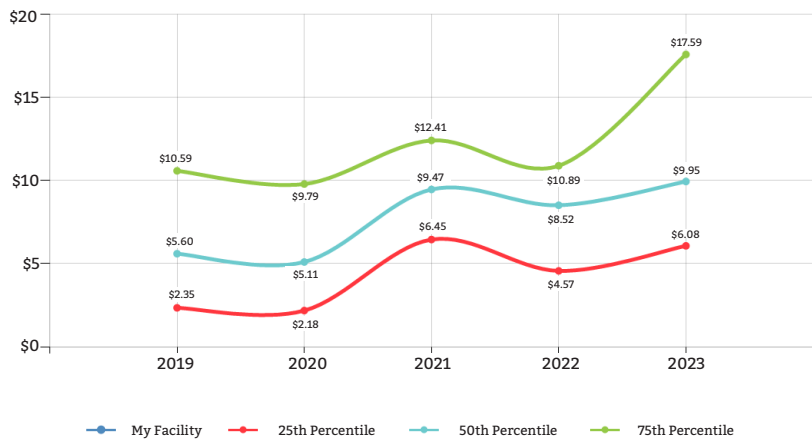
Salaries Across Regions in Skilled Nursing Facilities

Title	Salary
Foodservice Director	\$61,000
Dietary Aide	\$29,120
Foodservice Worker	\$30,160
Dishwasher	\$31,200
Lead Cook/Chef	\$35,360
Line/Prep Cook	\$33,280

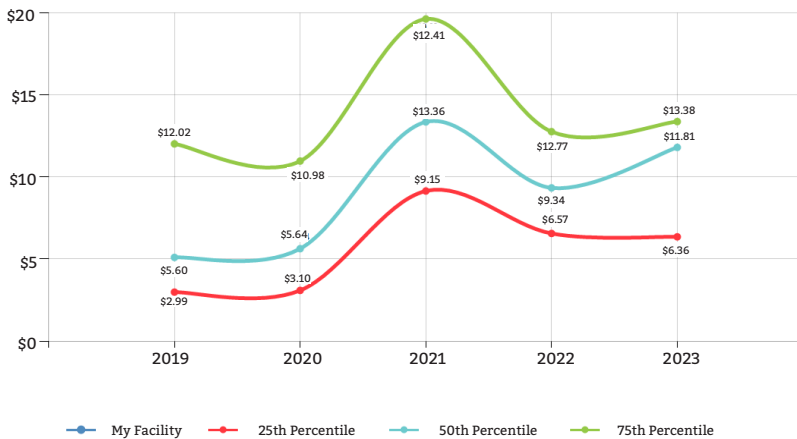
Acute Care—Total Food Cost Per Meal



Acute Care—Total Labor Cost Per Meal



Acute Care—Cost Net of Cash Per Meal



Median Cost Net of Cash Per Meal in acute care rose to \$11.81.

Salaries varied widely from the 25th to the 75th percentiles and across regions. Nationally, the 50th percentile salary for a foodservice director working in acute care is \$72,000 in the 2023 calendar year. Salaries across all positions did not vary widely compared to the prior year study. **E**

Salaries Across Regions in Acute Care

Title	Salary
Foodservice Director Annual Wage	\$72,000
Dietary Aide Hourly Wage	\$15.00/hr
Foodservice Worker Hourly Wage	\$16.00/hr
Dishwasher Hourly Wage	\$15.00/hr
Lead Cook/Chef Hourly Wage	\$18.00/hr
Line/Prep Cook Hourly Wage	\$17.50/hr



THANK YOU SPONSORS

ANFP's Skilled Nursing Facility Benchmarking Program Sponsors:

KEY SPONSOR



SUPPORTING SPONSOR

